



UNITED STATES MARINE CORPS
MARINE CORPS INSTALLATIONS PACIFIC
UNIT 35001
FPO AP 96373-5001

MCIPACO 5560.1 Ch 1
SAF/PMO
MAY -9 2014

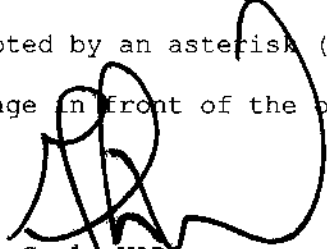
MARINE CORPS INSTALLATIONS PACIFIC ORDER 5560.1 Ch 1

From: Commanding General, Marine Corps Installations Pacific
To: Distribution List

Subj: MOTOR VEHICLE TRAFFIC SUPERVISION/DRIVE SAFE AND LICENSING

Encl: (1) New page inserts to MCIPACO 5560.1

1. Situation. To transmit new page inserts to the basic Order.
2. Mission. This change updates established criteria for Non-Commissioned Officers (NCOs) for permanent personnel and Unit Deployment Program (UDP) personnel stationed on Okinawa with obtaining a USFJ Form 4EJ operator's permit to purchase, rent, or lease a vehicle during their tour of duty.
3. Execution. Remove pages 1-3 and 1-9, and replace with corresponding pages contained in enclosure (1).
4. Change Notation. Changes are denoted by an asterisk (*) symbol.
5. Filing Instructions. File this page in front of the original Order.


G. L. WARD
Deputy Commander

DISTRIBUTION: III MEF List I, II
MCIPAC List B



UNITED STATES MARINE CORPS
MARINE CORPS INSTALLATIONS PACIFIC
UNIT 35001
FPO AP 96373-5001

MCIPACO 5560.1
SAF/PMO
3 APR 2013

MARINE CORPS INSTALLATIONS PACIFIC ORDER 5560.1 W/CH 1

From: Commanding General, Marine Corps Installations Pacific
To: Distribution List

Subj: MOTOR VEHICLE TRAFFIC SUPERVISION/DRIVE SAFE AND LICENSING

Ref: (a) DoD Instruction 6055.04, "DoD Traffic Safety Program," April 20, 2009, Incorporating Change 2, January 23, 2013
(b) MCO 5110.1D
(c) MCO 5100.19F
(d) USFJ Instruction 31-205, "Motor Vehicle Operations and Traffic Supervision," latest edition
(e) USFJ Instruction 31-205, Addendum to Policy, February 14, 2011
(f) USFJ Instruction 24-100, "Transportation of Explosives," April 15, 2003
(g) Mutual Treaty between the U.S. and Japan (SOFA)(NOTAL)
(h) MCIPACO 5800.4
(i) MCBJ/III MEFO 1050.7A
(j) III MEF/MCIPACO 11240.1
(k) MCIPACO 5512.1
(l) MCIPACO 5560.2
(m) Japanese Road Traffic Law Number 105 (NOTAL)
(n) Uniform Vehicle Code and Model Traffic Ordinance (NOTAL)
(o) USFJ Instruction 31-203 "Law Enforcement Procedures in Japan," September 23, 2011

Encl: (1) Motor Vehicle Traffic Supervision/Driving Safe and Licensing

1. Situation. The safe and legal operation of a motor vehicle in a foreign duty environment requires an exceptional degree of responsibility. The personal conduct of United States Forces Japan (USFJ) personnel has proven to influence and significantly impact international relations and political ties. The reduction of traffic related incidents through the strict enforcement of established traffic regulations will have a positive effect on international relations, health/safety of personnel, unit operational readiness. In order to reduce the number of motor vehicle related incidents that occur on and off military installations, it is imperative that effective motor vehicle supervision directives be established.

2. Cancellation. MCBJO P11240.1C.

3. Mission. To publish policy, responsibilities, and procedures that ensure safe and efficient movement of vehicles, material, and personnel over the streets and highways of Okinawa in accordance with references (a) through (o).

DISTRIBUTION STATEMENT A: Approved for public release; distribution is unlimited.

4. Execution

a. Concept of Operations

(1) Commander's Intent

(a) I intend to implement measures designed to promote a safe environment for all members of our community who utilize roadways on and off Marine Corps installations on Okinawa through a vibrant and effective traffic safety program.

(b) I expect commanding officers, officers-in-charge, division heads, civilian managers, supervisors, sponsors, and licensed operators to support this Order to the fullest extent and ensure adherence to the requirements outlined herein where applicable.

(c) Drivers will maintain a valid U.S. Forces Japan Operator's Permit (USFJ Form 4EJ) for civilian vehicle in their possession at all times when operating a private motor vehicle on and off military installations in Japan.

(2) Coordinating Instructions. Submit all recommendations concerning this order to the Deputy Commander, MCIPAC, or via your chain of command.

5. Administration and Logistics. All USFJ personnel assigned onboard Marine Corps installations and facilities on Okinawa, to include Master Labor Contractor (MLC) and Indirect hire Agreement (IHA) employees, shall comply with the provisions of this Order and applicable traffic laws of Japan. The Provost Marshal and Installation Safety Office (ISO) share staff cognizance for this order.

6. Command and Signal

a. Command. Chapters 1, 2, and 4 of this Order are punitive, violations of which are punishable under the Uniform Code of Military Justice. Any violation of the provisions thereof may result in judicial, non-judicial and/or administrative action, as deemed appropriate. This Order will remain in effect until superseded or cancelled. This Order is applicable to:

(1) All III MEF and MCIPAC personnel, including active duty service members, civilian employees, contract employees, and family members authorized to operate privately owned motor vehicles on Okinawa - whether on or off base.

(2) All other USFJ personnel when operating privately owned vehicles within all Marine Corps installation boundaries throughout Okinawa.

(3) All Japanese National employees of USFJ, including those hired under the Master Labor Contract (MLC) and Indirect Hire Agreement (IHA), and residents of Japan authorized to operate privately owned vehicles within Marine Corps installation boundaries throughout Okinawa.

(4) Retirees and their family members authorized to operate vehicles within Marine Corps installation boundaries throughout Okinawa.

(5) All other persons operating vehicles within Marine Corps installation boundaries throughout Okinawa.

(6) The Commanding Officers Combined Arms Training Center, Camp Fuji, Marine Corps Air Station Iwakuni, Marine Corps Base (MCB) Hawaii and Camp Mujuk, South Korea shall establish policies and procedures in accordance with this Order.

b. Signal. This Order is effective the date signed.



PETER J. TALLERI

DISTRIBUTION: III MEF List I, II
MCIPAC List A

Copy to: Base Cmdr, KAB
COMFLEACT
USAGO

TABLE OF CONTENTS

<u>IDENTIFICATION</u>	<u>TITLE</u>	<u>PAGE</u>
Chapter 1	OPERATOR'S PERMIT	1-1
1.	USFJ Operator's Permit for Civilian Vehicle (USFJ Form 4EJ).....	1-1
2.	Requirements for Obtaining an Operator's Permit.....	1-1
3.	Motorcycle Endorsements.....	1-5
4.	Motorcycle Training.....	1-6
5.	Restricted Permits.....	1-6
6.	Student/Learner's Permit.....	1-6
7.	Duplicate Permits.....	1-7
8.	Renewal for Operator's Permits.....	1-8
9.	Permit to be Carried and Exhibited on Demand.....	1-8
10.	Unlawful Use of Operator's Permit.....	1-8
11.	Permitting Unlicensed Person to Drive.....	1-9
12.	Permitting Person to Drive Under the Influence (DUI).....	1-9
13.	Operator's Permits for Unit Deployment Program (UDP) Personnel	1-9
14.	Temporary Additional Duty (TAD)/Temporary Duty (TDY)/Leave Status.....	1-9
Chapter 2	DRIVING PRIVILEGES	2-1
1.	Policy.....	2-1
2.	Implied Consent.....	2-1
3.	Suspension or Revocation of Driving Privileges.....	2-1
4.	Restrictions on Use and Operation of Motor Vehicles.....	2-1
Chapter 3	POLICE TRAFFIC SUPERVISION	3-1
1.	Military Police Patrol and Investigative Activities.....	3-1
2.	Alcohol and Drug Countermeasures.....	3-1
3.	Refusal.....	3-1
4.	Sworn Statement.....	3-1
5.	Vehicle Impound.....	3-2
6.	Accidents and Accident Reporting Policy.....	3-3
7.	Duty to Investigate Traffic Accidents.....	3-4
8.	Report of Accident to Insurance Company.....	3-5
9.	Government Wrecker Service.....	3-5
10.	Theft and Recovery of Vehicles.....	3-5
Chapter 4	RULES OF THE ROAD	4-1
1.	Alcohol Standards.....	4-1
2.	Non-Motorized, Wheeled Transportation.....	4-3
3.	Convoys.....	4-4

TABLE OF CONTENTS

<u>IDENTIFICATION</u>	<u>TITLE</u>	<u>PAGE</u>
4.	Emergency Vehicles and Equipment.....	4-5
5.	General Provisions and Restrictions.....	4-6
6.	Lane Usage.....	4-8
7.	Motorcycles.....	4-10
8.	Overtaking and Passing.....	4-11
9.	Stopping, Standing, or Parking Prohibited in Specified Places.....	4-13
10.	Passengers.....	4-15
11.	Pedestrians.....	4-16
12.	Right of Way.....	4-17
13.	Safety Standards.....	4-18
14.	Speed Restrictions.....	4-20
15.	Traffic Signals and Signs.....	4-22
16.	Turning.....	4-24
17.	Use of Okinawa Expressway by Military Vehicles.....	4-25
APPENDIX A	SJA STATUS OF FAMILY MEMBER LETTER TEMPLATE.....	A-1
APPENDIX B	BACKGROUND RECORDS CHECK FOR LICENSING.....	B-1
APPENDIX C	JAPANESE TRAFFIC SIGNS AND ROAD MARKINGS.....	C-1
APPENDIX D	LETTER OF RESPONSIBILITY FOR LEARNER'S/LIMITED PERMITS.....	D-1

Chapter 1

Operator's Permit

1. USFJ Operator's Permit for Civilian Vehicle (USFJ Form 4EJ). In accordance with Article X of reference (g), the Government of Japan (GOJ) will accept as valid, without a driving test or fee, the operator's permit issued by USFJ. An operator's license issued by the GOJ is not required, and shall not be obtained by USFJ personnel. The USFJ Operator's Permit for Civilian Vehicles (USFJ Form 4EJ), herein after referred to as the "operator's permit" is the only permit authorized for USFJ personnel operating a Privately Owned Vehicle (POV) in Japan. The following conditions apply:

a. The operator's permit will expire on the applicant's rotation date or upon loss of status under the SOFA.

b. College students visiting parents that have Status of Forces Agreement (SOFA) status within Japan may apply for a USFJ Form 4EJ operator's permit under the following:

(1) Students' name must be on sponsor's original orders, letter of employment, or area clearance to Japan.

(2) Student must have a valid armed forces dependent identification card.

(3) Student must have a valid operators permit from the United States or approved country per reference (d). If a permit is not valid, a letter from the issuing authority (Department of Motor Vehicles) stating the operator's permit is valid must be presented.

(4) Student must pass a written exam and sponsor must sign the application card.

c. All visiting college students USFJ Form 4EJ licenses will expire on the day they return to the continental United States (CONUS) or country they attend college. A student will have to reapply for an operator's permit each time, retaking the test and showing supporting documentation.

d. Camp Adventure or other Marine Corps Community Services (MCCS) sponsored programs that support military children during the summer months are not authorized to receive an operator's permit.

e. Operation of motorcycles, buses, and heavy trucks of SOFA status organizations requires additional testing and endorsement of the operator's permit.

2. Requirements for Obtaining an Operator's Permit

a. All applicants shall provide a government-issued identification card, have SOFA status, and shall present the following documents as required:

(1) Command sponsored active-duty members must provide a copy of their travel orders and/or area clearance. Family members must be listed on travel orders and/or area clearance.

(2) Department of Defense (DoD) civilian employees must provide one of the following documents depending on status (CONUS or local hire) for initial issuance of USFJ Form 4EJ operator's permit:

(a) Letter of Employment with family members listed (CONUS and local hire).

(b) Travel orders with family members names listed (CONUS hire).

(c) Area clearance with family members names listed (CONUS hire).

(3) Contractors must provide the following documents:

(a) Letter of Employment (i.e. contract).

(b) SJA SOFA status verification letter (see Appendix A).

(4) Non-command sponsored family members are not authorized to receive a USFJ Form 4EJ operator's permit.

(5) All new arrivals to Okinawa must show proof of attending the MCB Newcomers' Orientation and Welcome Aboard (NOWA) brief in order to apply for and/or be issued a USFJ Form 4EJ operator's permit. This policy applies to all accompanied service members, all unaccompanied E-6 and above, all civilian employees, all contractors, and all family members assigned to Marine Corps commands and the U.S. Naval Hospital Okinawa. All E-5 and below unaccompanied personnel are required to attend the Joint Reception Center (JRC) welcome aboard brief. Personnel that transferred from another installation within Japan, excluding Okinawa specific installations, shall attend the above mentioned training as applicable to get specific traffic safety education in accordance with reference (d).

b. In order to be issued a USFJ operator's permit, all applicants must present one of the following:

(1) A valid operator's permit issued by any state or territory of the United States (U.S.) or the District of Columbia; if the applicant has an expired state-side license, it will be the applicant's responsibility to show proof of his/her State's validation requirements.

(2) A valid GOV operator's permit for those that do not have a state license and having a motor transport operator's military occupational specialty (MOS).

(3) Written proof of required training completion from a certified formal driving course such as that offered at the Schilling Recreation Center on Kadena Air Base (KAB).

(4) Instances in which personnel learned to drive at a USFJ installation under previous requirements no longer utilized, and received a

USFJ Form 4EJ as their first driver's license, and have never possessed a state license and remained continuously in Japan, will be "grandfathered" for reissue of their USFJ operator's permit as long as their driving record while in Japan is acceptable. If transferring from one installation to another within Japan, it is the applicant's responsibility to provide written proof that their driving record while at the former installation where they resided was acceptable.

c. All active duty personnel under the age of 26 must complete an accredited Driver's Improvement Course or show proof of previous completion.

* d. All E-3 and below must attend the one-day-POV course at the Installation Safety Office.

e. Applicants will present to the licensing office an Application for USFJ-4 Driver's Permit USFJ-4A, herein after referred to as the "application", signed by the appropriate authority. Appropriate authority is as follows:

(1) Active duty military E-6 and above may sign their own application.

(2) Contractors and civilian employees may sign their own application.

(3) All SOFA family members (legal dependents) must have their sponsor sign the application.

* (4) Commanding officers at the battalion and squadron level or higher, or a person officially "acting" due to the commander's absence, must sign the application for all E-5 and below. "By direction" is not authorized.

* f. Authorization for all NCOs to obtain a SOFA operator's permit will be at the discretion of the battalion/squadron level commanding officer or higher. NCOs authorized to obtain a SOFA operator's permit must demonstrate consistent exceptional performance and a high degree of maturity.

* g. Authorization for all E-3's and below must be based on the individual's need-to-drive. Restrictions may be applied to the operator's permit at the commanding officers discretion. Commanding officers will, at a minimum:

* (1) Closely screen applicants to ensure that personnel have met the minimum time requirements on Okinawa before endorsing the application. Unaccompanied E-3 and below must be on Okinawa for at least 60 days. Time requirements may be extended or waived at the commander's discretion.

(2) Restrict or suspend the driving privileges of those service members whose driving record is substandard or do not possess the maturity to safely operate a motor vehicle in Japan. When suspending or restricting a service members driving privileges the CO is required to turn the operator's permit into the ISO with a letter explaining reasons for the restriction or suspension.

g. All personnel applying for the USFJ Form 4EJ operator's permit must:

(1) Have attained their 16th birthday by the date of application.

(2) Have no medical disabilities that would impair operation of a motor vehicle in a safe manner. All applicants with physical disabilities will consult with a physician and provide results to the ISO prior to being issued an operator's permit. Hearing impaired and physically challenged applicants will follow Japanese traffic law regarding vehicle placarding. Permits will not be issued to applicants with uncorrectable disabilities that impair safe motor vehicle operation. All restrictions (e.g., corrective lenses required, no night driving, etc.) placed on U.S., or other issued permits used to support issuance of a USFJ Form 4EJ operator's permit will be enforced.

(3) Achieve a minimum passing score of 80 percent on a written examination covering Japanese traffic laws, road signs and symbols, base traffic regulations administered by the ISO.

(4) Attend a NOWA brief as required under paragraph 2a(5) of this chapter.

(5) All first time drivers that have never possessed a valid stateside or approved foreign country license must pass a visual acuity test at the ISO and provide proof of completion of a driver's education course. Applicants that have not fully completed a stateside driver's education course/school must complete the training by contacting the Schilling Recreation Center on KAB. Proof of completing an accredited 45-hour driving school curriculum is required. The following apply for first time drivers with a learner's permit:

(a) All personnel that have proof of attending an accredited 45-hour driving school and having an approved "Learner's Permit" from the U.S. or authorized country shall pass a written test and satisfactorily complete the three hour driver training refresher course through the Schilling Recreation Center on KAB.

1. Individuals that cannot show proof of attending a 45-hour driving school curricula must attend the driving school on KAB.

Note: The Schilling Recreation Center on KAB provides driver courses for a fee. Contact the Schilling Driving School at 634-1387 for more information.

h. All applicants are subject to background and records checks when applying for an operator's permit.

(1) Provost Marshal's Office (PMO) will conduct checks through their Consolidated Law Enforcement Operations Center (CLEOC) system.

(2) The ISO will conduct a records check through the National Driver Registry (NDR) system on a case-by-case basis.

(3) Violations discovered as a result of the CLEOC and/or NDR checks may result in disciplinary and/or administrative action (license revocation) for both military and civilian personnel. Any negative issues will be forwarded to the MCIPAC Command Inspector General (CIG) and the ISO for action.

i. Family members visiting in order to reduce hardship (illness, deployment, or extenuating circumstances) on the command sponsored member may be issued an official memo to operate the sponsor's USFJ registered "Y" plate private motor vehicle "On-Base Only" providing the following:

(1) Written requests for authorization shall be submitted to the Safety Director, MCIPAC via the sponsored member's Battalion/Squadron Commander.

(2) Must successfully pass a written exam and view the installation's "Drive Safe on Okinawa" video administered at the ISO.

(3) Must possess a valid stateside or U.S. territory license.

(4) Must have written authorization from the vehicle owner to operate the vehicle.

(5) Family members needing to operate the sponsor's vehicle "Off-Base" must follow the procedures in paragraph 2.i above and have a valid International Driving Permit (IDP) from either the American Automobile Association (AAA) or National Auto Club. These are the only two organizations the State Department recognizes for IDP's.

j. The MCIPAC Safety Director will make the final determination on all cases not specifically addressed in applicable directives and will forward all adverse responses from the NDR to the MCIPAC CIG.

3. Motorcycle Endorsements. Applicants must have a valid USFJ Form 4EJ operator's permit and successfully complete a Basic Riders Course (BRC) approved by the Motorcycle Safety Foundation (MSF) or equivalent to qualify for a motorcycle endorsement. The MCIPAC ISO, Motorcycle Training Facility provides this training on KAB, however, completion of the BRC at other military installations or state training facilities are authorized. For Marine Corps active duty members, if the BRC completion certificate is more than 120-days old, the applicant shall register for the appropriate refresher training in the form of a Military Sport Bike Riders Course (MSRC) or Advanced Riders Course (ARC) depending on style of motorcycle ridden. If the applicant's training is complete and less than three years old, a skills test will be administered. The following restrictions on carrying passengers apply:

a. Only those persons licensed to operate a vehicle off-base are authorized to carry passengers.

b. Operators must have a minimum of one-year motorcycle experience prior to having their permit designated as authorized to carry passengers. Verification of experience will be validated by applicant's stateside license for motorcycle endorsement, BRC card, or other documents that can show length of riding experience.

c. Operators must be at least 20 years of age and have three continuous years of riding experience prior to having their permit designated as authorized to carry passengers on the expressway.

4. Motorcycle Training. Individuals that own, ride, or wish to ride a motorcycle on Okinawa must attend one of the following training classes registering through their respective S-3 or G-3:

a. BRC. This is an introductory course and the first step for all new riders. A new rider is defined as one who does not have proof of riding experience. Proof is defined as having a motorcycle endorsement on a stateside license and/or previous MSF training. This is a licensing course and has a written and skills evaluation. Licensed riders are not required to complete BRC; they are to proceed to the appropriate advanced course (MSRC or ARC) per motorcycle ownership.

b. BRC-2. Designated for licensed riders to reinforce mental and physical skills to safely operate a motorcycle. An experienced rider is defined as having a motorcycle endorsement on a stateside license and/or previous MSF training (BRC or BRC-2/MSRC or ARC). This is a licensing course and has a written and skills evaluation.

c. MSRC & ARC. These courses are designed to enhance mental and skill development in operating a motorcycle. This is NOT a licensing waiver course and does not have a formal written or skills evaluation. Motorcycle riders seeking licensing that have completed all training requirements must conduct a skills test using their motorcycle. Those that do not pass will be required to take the MSRC/ARC as refresher training.

5. Restricted Permits. Restrictions (i.e., "On-Base Only," to and from work, medical, dental, etc.) will be permanently marked on the back of the USFJ operator's permit. Personnel restricted to "On-Base Only" driving privileges will be directed to the on-base Joint Services Vehicle Registration Office (JSVRO) to have their POV decals modified. Removal of restrictions imposed as a result of Traffic Court actions may only be approved by the MCIPAC CIG's office; the CIG is the only office authorized to grant restricted privileges. Upon written approval by the MCIPAC CIG, a new operator's permit will be issued by the MCIPAC ISO. Any person found to be in violation of paragraph 5 of this chapter shall have their driving privileges revoked.

6. Student/Learner's Permits. Student/learner's permits may be issued to qualified individuals who successfully pass a written SOFA exam with a minimum score of 80 percent. These permits will be valid for no more than 90 days. Once an initial learner's permit has expired, renewal will be issued on a case by case basis. Student/learner's permits are only valid aboard U.S. military installations and only when the permit holder is accompanied by

a current USFJ 4EJ permitted operator. Driving School Student/learner's permits are issued in accordance with the following procedures:

a. Driving School for Military Personnel

(1) Proof of registration in a certified formal driving course such as that provided at the Schilling Recreation Center on KAB.

(2) Learner's permit for individuals registered at a certified formal driving course will be delivered by the ISO to the driver's school.

(3) Upon successful completion of the school, the applicant will be issued a restricted permit, which will allow the individual to drive "On-Base Only" for the first 30 days.

(4) After 30 days, the restriction may be lifted by the ISO.

b. Driving School for Family Members 16 Years Old and Older

(1) The applicant's sponsor, parent, or legal guardian must show proof of registration in a certified formal driving course such as that provided at the Schilling Recreation Center on KAB.

(2) Upon passing an eye exam, an "On-Base Only" learner's permit will be issued for 90 days to a parent/spouse/guardian. The purpose of this permit is to assist the applicant with becoming comfortable behind the wheel before attending the certified formal driving course.

(3) If the parent, spouse or guardian does not wish to assist the applicant with driving on-base for 90 days, the learner's permit will be delivered by the ISO directly to the certified formal driving course.

(4) Applicants who successfully complete the certified formal driving course and have attained their 18th birthday will be issued a restricted 30-day "On-Base Only" learner's permit.

(5) Applicants who have not attained their 18th birthday will be issued an "On-Base Only" restricted operator's permit until they reach their 18th birthday after which the "On-Base Only" restriction may be lifted by the ISO.

(a) Applicants that will turn 18 years of age within 30-days of license issuance will not be exempt from the "On-Base Only" requirement. Upon completion of the 30-day requirement, the applicant can have the "On-Base Only" restriction removed.

7. Duplicate Permits. Permits lost, stolen, or destroyed, will be replaced under the following conditions:

a. All service personnel including U.S. civilians and family members will obtain background check utilizing Appendix B. Applicants must take the form to each respective branch PMO or Security Forces for a background check to validate negative traffic issues are not pending. Upon verification, each law enforcement agency will stamp the document with their seal. Once

complete, applicants will return the form to the ISO to have their operator's permit processed for reissue. Family members under 18 years of age must have their sponsor accompany them to the ISO to complete a new application.

8. Renewal for Operator's Permits. All applicants will present the ISO a copy of their extension orders (BIR, OEPS message, IPCOTs, etc. will be acceptable on a case-by-case basis) to show proof of their new rotation date (RTD) and a valid armed forces military ID card. Individuals that have an expired stateside license whose state does not permit an extension while serving overseas or allow renewal by mail, may be granted a renewal by the licensing authority (Safety Director, ISO) for their USFJ Form 4EJ provided the individual's driving record is in an acceptable state. It is the license holder's responsibility to show proof of their state's requirements when renewing their USFJ Form 4EJ. The following conditions apply:

a. Driving on an expired operator's permit is unauthorized. Violators shall be processed through the proper traffic court administrator.

b. All personnel with an expired operator's permit shall retake the SOFA license test.

c. Individuals on unit or Individual Augmentee deployment in support of wartime or humanitarian efforts that have an expired operator's permit must renew their license immediately upon return from deployment. A copy of deployment orders must accompany the application. All expired licenses will be deleted from the ISO's database weekly. It is the licensee's responsibility to ensure the license is valid and renewed in a timely manner.

d. Individuals on a unit deployment to support exercises or contingencies (e.g., Cobra Gold, Keen Edge) can renew their licenses up to 60 days before deployment. If a renewal is completed before the license expires, a SOFA test will not be required. However, proof of new RTD must accompany the application.

9. Permit to be Carried and Exhibited on Demand. Every operator shall have their operator's permit in their immediate possession at all times when operating a motor vehicle, and shall provide their operator's permit upon demand of law enforcement personnel.

10. Unlawful Use of Operator's Permit. It is unlawful for any person to:

a. Display or have in their possession any canceled, revoked, suspended, expired, fictitious, or fraudulently altered operator's permit.

b. Lend their operator's permit to any other person or knowingly permit the use thereof by another.

c. Fail or refuse to surrender to military police upon lawful demand any operator's permit which has been suspended, revoked, expired, or canceled.

d. Use a false or fictitious name in any application for an operator's permit, or to knowingly make a false statement or to knowingly conceal a material fact, or otherwise commit a fraud in any such application.

11. Permitting Unlicensed Person to Drive. No person shall authorize or knowingly permit any person, to drive who is not authorized or who does not possess an operator's permit for the type of vehicle, to drive said vehicle.

12. Permitting Person to Drive Under the Influence (DUI)/Driving while Intoxicated (DWI). No owner or passenger may authorize or knowingly permit an individual to operate or be in control of a motor vehicle while that individual is under the influence of alcohol or other intoxicants, as defined in Chapter 4, Section 1.

*13. Operator's Permits for Unit Deployment Program (UDP) Personnel

a. Commanding Officers at the battalion and squadron level shall:

* (1) Submit a letter to the Operations Supervisor, ISO identifying all personnel authorized to obtain a USFJ Form 4EJ operator's permit. Signature samples of commanding officers shall be provided in the form of the assumption of command letter, along with the official acting designation letter, or delegation of authority letter. All letters must be submitted to the ISO prior to processing a license.

(2) Personally sign the application for all E-5 and E-4 service members prior to authorizing driving privileges. Special attention must be given to the individual screening of NCO's. Officers and SNCO's are authorized to sign their own application.

(3) UDP personnel are not required to attend the Installations NOWA or JRC brief due to receiving a modified brief from III MEF upon arriving in country.

(4) Establish adequate procedures to ensure POVs obtained by UDP personnel while on Okinawa are properly transferred, sold, or disposed of prior to units returning to permanent duty station.

* b. E-3 and below service members are only authorized to operate rented or leased vehicles for official use in support of the commands mission and must adhere to the requirements of paragraph 14 of this chapter.

*14. Temporary Additional Duty (TAD)/Temporary Duty (TDY)/Leave Status. In accordance with reference (d), SOFA status personnel in a TAD/TDY status, are authorized to operate Japanese registered rental vehicles only on or off-base in Japan on an international driver's permit (IDP) approved by the State Department such as the American Automobile Association (AAA) or the American Automobile Touring Alliance (AATA). Operation of SOFA registered POVs under the stated circumstances is prohibited.

a. Personnel temporarily assigned within Japan less than 30 days will not receive a USFJ Form 4EJ operator's permit.

b. Personnel temporarily assigned duty longer than 30 days may receive a USFJ Form 4EJ operator's permit if the requirements listed in paragraph 2 of this chapter and those of their service branch are met.

c. Personnel on leave visiting Japan will not be authorized to receive USFJ Form 4EJ operator's permit.

Chapter 2

Driving Privileges

1. Policy. The operation of a POV on Okinawa is a conditional privilege extended by the CG MCIPAC. Authorized individuals desiring the privilege will:

a. Comply with traffic laws and regulations, both on and off the installation.

b. Comply with both GOJ and military registration requirements.

2. Implied Consent. Any person subject to this Order shall be deemed to have consented to evidentiary tests of their blood, breath and/or urine. The purpose of testing shall be to determine the alcohol or drug content of blood. This consent applies when lawfully stopped, detained, apprehended or cited for any driving offense committed while driving or in physical control of a motor vehicle in Japan, whether on or off a military installation. If a person, suspected of DUI, drugs or alcohol, refuses at anytime, whether verbally or in writing, to give a sample of their blood, breath or urine, it will constitute a refusal. No other opportunities will be afforded the suspect after this decision. This includes the refusal to provide a breath sample on any device used by Military Police that is approved by the National Highway Traffic Safety Administration (NHTSA). Any person who is dead, unconscious or otherwise in a condition rendering them incapable of refusal, shall be deemed not to have withdrawn their consent and such tests may be administered whether or not such person has been told that their failure to submit to or complete the test will result in the revocation of their driving privileges.

3. Suspension or Revocation of Driving Privileges

a. Driving a vehicle in Japan is a privilege that is subject to administrative suspension or revocation for reasons both related and unrelated to traffic violations and safe vehicle operations.

b. Procedures for suspension or revocation of driving privileges shall be in accordance with reference (i).

4. Restrictions on Use and Operation of Motor Vehicles

a. Personnel subject to this Order will not rent, lend, or permit the use or operation of their POVs by persons other than those who possess a valid operator's permit (USFJ Form 4EJ) except for the temporary convenience of the owner or his or her family, such as when the vehicle is in any of the following conditions:

(1) Being driven by the owner's authorized chauffeur to implement instructions received from the employer;

(2) Undergoing maintenance or repair;

(3) Being shipped into or out of Japan;

(4) Stored in a parking lot or garage;

(5) Placed in temporary storage pending authorized disposition to a resident of Japan (See reference (d));

(6) Undergoing inspection and processing at a GOJ Land and Transportation Office (LTO); or

(7) Being driven by a properly licensed or authorized individual while the owner/operator is incapable of driving (e.g., physically incapacitated, too tired, or consumed any amount of alcohol).

b. Daiko Taxi Service. Use of Daiko Taxi Service by SOFA personnel is authorized under this Order and per reference (j).

(1) Daiko Taxi Service allows a SOFA member who is incapable of driving his/her vehicle (e.g., physically incapacitated, too tired, or consumed any amount of alcohol) to employ a commercial driving service to provide an additional driver for the purpose of returning an owner and POV to the owner's residence.

(2) Insurance regulations require the SOFA member to ride in the Daiko taxi (not the SOFA member's own vehicle) as a passenger while a Daiko licensed operator drives the SOFA member's vehicle behind the taxi to the owner's residence.

(3) The Daiko licensed operators providing this service shall operate motor vehicles in accordance with the established provisions for motor vehicle operation aboard Marine Corps installations, per the references, as well as all applicable Japanese traffic laws.

c. Personnel, as described in paragraph 6a of the basic Order will not operate a rented or borrowed motor vehicle, including any Japanese-owned motor vehicle, unless the following requirements are met:

(1) Operators have a valid USFJ Form 4EJ for the type of motor vehicle to be operated.

(2) If the owner is unavailable (e.g., deployed, TAD, leave, etc.), operators have the owner's written permission in their immediate possession while operating the motor vehicle.

(3) The vehicle to be operated is covered by insurance as prescribed in Chapter 3 of reference (d).

d. All personnel, as described in paragraph 6a of the basic Order operating a motor vehicle in Japan must produce upon request from military or Japanese law enforcement officials the following:

(1) Proof of vehicle ownership or registration as required by the issuing authority;

(2) A valid USFJ Form 4EJ, operator's permit supported by an official DoD Identification Card or passport; and

MCIPACO 5560.1
3 APR 2013

(3) Proof of Japanese Compulsory Insurance (JCI) and property damage liability insurance (PDI) as directed by this Order.

e. Persons subject to this Order shall cooperate with U.S. law enforcement authorities and GOJ law enforcement personnel when involved in a traffic accident.

Chapter 3

Police Traffic Supervision

1. Military Police Patrol and Investigative Activities. Per reference (o), the maintenance of order and discipline of SOFA personnel, regardless of location in Japan, is a function of USFJ law enforcing agencies. The GOJ has agreed that USFJ law enforcement personnel, in the course of maintaining order and discipline, will have access to such public areas as public streets and highways, railroad stations, public entertainment buildings and areas, and public recreation areas, provided that such law enforcement personnel will not interfere substantially with the performance of business of any individual. The sole mission of such patrol activities will be to maintain order and discipline among SOFA personnel.

2. Alcohol and Drug Countermeasures. Enforcement will include measures for detection, apprehension, and testing of personnel who are suspected of DUI of alcohol or drugs. These measures will include employment of special patrols during periods when DUI violations most frequently occur.

a. Detection and Apprehension. Law enforcement personnel normally detect drunk driving violators by observing unusual, abnormal, or illegal driving behavior. Drivers exhibiting such behavior will be stopped immediately to determine the cause of the behavior. Any person suspected of DUI will have their SOFA license confiscated by Law Enforcement personnel.

b. Testing. Under the Implied Consent policy of this Order, any person who operates a motor vehicle is deemed to have given their consent to chemical tests of breath, blood, and/or urine. Such testing will be conducted in accordance with reference (b).

3. Refusal. With the exception of the provisions of paragraph 1a(9) of Chapter 4, if a person suspected of DUI refuses the request of law enforcement personnel to submit to a chemical test, none will be given. When requesting consent for a chemical test, law enforcement personnel shall warn the suspect that refusal to submit to a chemical test will result in the revocation of driving privileges for three years. All persons may also be advised that they do not have the right to have an attorney present before stating whether they will submit to a test or during the administration of the test. If such person refuses to submit to or fails to complete a chemical test, law enforcement personnel will complete a sworn statement that the officer had reasonable cause to believe:

a. That the suspect had been driving or was in physical control of a motor vehicle; and

b. At the time driving, the suspect was under the influence of alcohol or drugs; and

c. That the suspect refused to submit to or failed to complete a chemical test after being requested to do so.

4. Sworn Statement. Upon receipt of the sworn statement, the Traffic Court Officer hearing the case shall take action in accordance with reference (i).

5. Vehicle Impound. Impounded vehicles will be stored at the Joint Services Vehicle Impound Lot (JSVIL). Law enforcement personnel will impound POVs registered to USFJ personnel found in violation of any of the following:

a. Implied Consent for Vehicle Impoundment. As a condition of registering a POV, personnel give consent to the removal and temporary impoundment of their POV when sufficient cause exists. Personnel are liable for reimbursing the U.S. Government for the costs associated with the towing, storage, and/or disposal of the POV.

b. Basis for Impound. Vehicles will be immediately impounded without notice when any of the following criteria is met:

(1) The vehicle is illegally parked:

(a) On a street or bridge, in a tunnel, or is double-parked and interferes with the orderly flow of traffic;

(b) On a sidewalk, within an intersection, on a crosswalk, on a railroad track, in a fire lane, or is blocking a driveway or emergency exit door, so that the vehicle interferes with operation of a facility; or

(c) In a "tow away" zone that is posted with proper signs or markings.

(2) The vehicle interferes with:

(a) Street cleaning operations and reasonable attempts to contact the owner have failed; or

(b) Emergency or clean-up operations associated with a natural disaster or fire.

(3) The vehicle has been used in a crime or contains evidence of criminal activity.

(4) The vehicle is mechanically defective or is a hazard to others using public roadways.

(5) The vehicle has been involved in a traffic accident and the operator is either unavailable or incapable of having the POV removed.

(6) When it is determined that the registered owner had departed Japan on permanent change of station (PCS) orders and there is no Power of Attorney (POA) on file at the JSVRO, or the existing POA is expired.

(7) The vehicle has been used in black marketing activities.

(8) The vehicle does not have or has expired:

(a) Road Tax;

(b) JCI or PDI insurance; or

(c) GOJ Inspection.

(9) The vehicle has been reported stolen.

(10) The vehicle displays a military or GOJ registration that has been expired in excess of 30 days.

(11) The operator has been charged with:

(a) DUI, Driving While Intoxicated (DWI) or DWI Refusal;

(b) Operating a vehicle while under suspension or revocation;

(c) Fleeing the scene of a traffic accident involving death, major property damage or injuries;

(d) Racing or drifting;

(e) Reckless driving;

(f) Vehicular homicide; or

(g) Use of a motor vehicle to flee or elude law enforcement personnel.

c. Seventy-two Hour Notice. All other vehicles found in violation of military or Japanese registration laws and found apparently abandoned on Marine Corps installations will be given a 72 hour impound notice and/or a traffic citation requiring the owner to take the necessary corrective action within that period of time. Once notice has been given, the vehicle owner is responsible for providing PMO with proof that the discrepancy has been corrected. Failure to do so within the initial 72 hours shall result in impoundment of the vehicle.

d. Disabled Vehicles. Owners shall remove disabled vehicles parked on-base as soon as possible.

e. Impounded Vehicles. Vehicles which have been impounded for any of the above reasons will remain in the JSVIL until either:

(1) Completion of investigation and/or case adjudication, if applicable; or

(2) The registered owner, or a person appointed by a POA, can retrieve and correct whatever discrepancy caused the vehicle to be impounded.

f. Abandoned Vehicles. Vehicles abandoned by USFJ personnel who have permanently departed Japan without proper deregistration will be immediately impounded and disposed of in accordance with reference (h).

6. Accidents and Accident Reporting Policy. Persons involved in a motor vehicle accident shall immediately report the occurrence to the nearest military law enforcement agency and, if off-base, to the Japanese police by the most expeditious means.

a. Whenever the driver of a vehicle fails, or is physically incapable of reporting an accident as required above and there was another occupant in the vehicle at the time of the accident capable of doing so, such occupant shall make or cause the report to be given.

b. The driver of any vehicle involved in an accident resulting in injury to, or the death of, any person, or property damage shall immediately stop their vehicle at the scene of such accident (or as close thereto as possible) and remain at the scene of the accident until they have fulfilled the requirements of paragraph 6c below.

c. The driver of any vehicle involved in an accident shall give his/her name, address, vehicle registration number, name of insurer, insurance policy number, insurance expiration date, and, upon request, show his/her operator's permit to any person injured in such accident or to the driver, occupant, or person attending any vehicle or other property damaged in such accident. The same information shall be provided to any law enforcement personnel at the scene of the accident or later investigating the accident. In the event that none of the persons specified are present or are otherwise incapable of receiving the information, the driver of any vehicle involved in such accident shall attempt to locate such persons and shall notify the nearest military law enforcement agency and, if off-base, the Japanese police by the most expeditious means.

d. Duty of Witness to Remain at Accident Scene

(1) Witnesses to an accident shall not depart the scene of a traffic accident until their identity has been furnished to law enforcement personnel.

(2) Witnesses to an accident shall give any assistance needed when requested by law enforcement personnel.

7. Duty to Investigate Traffic Accidents

a. On-Base. PMO shall investigate all traffic accidents occurring on-base within their area of responsibility.

b. Off-Base. PMO shall investigate all traffic accidents occurring off-base within their area of responsibility that involve the following circumstances:

(1) Upon request by the Japanese police;

(2) The death of, or injury to any person;

(3) Any criminal offense such as a violation of the Uniform Code of Military Justice (UCMJ) or Japanese Criminal Law, (e.g., DUI/DWI, Hit and Run, Reckless Driving, etc.);

(4) Any accident involving a government owned vehicle (GOV) or which is likely to result in a claim for or against the U.S. Government;

(5) Any accident involving POVs where the severity of the accident will likely exceed the insurance policy limits of the SOFA driver;

(6) Accidents that will likely generate media interest, be viewed as an international incident, or bring discredit to or present an unfavorable image of USFJ; or

(7) Any accident, which in the discretion of military police personnel, requires a formal report based on the unique circumstances of the accident.

c. Other Off-Base Accidents. For other off-base accidents not listed in paragraph 7b above, military police will respond to the scene upon notification. In such accidents, military police personnel will assist Japanese police and the parties involved in exchanging information and instruct SOFA personnel to report the accident to their insurance company.

8. Report of Accident to Insurance Company

a. The owner and/or driver of every vehicle involved in a traffic accident shall report the circumstances of such accident to the insurance company that issued a policy on the vehicle involved.

b. The report shall be made within 72 hours, unless the owner and/or driver are hospitalized or otherwise incapable of doing so.

9. Government Wrecker Service

a. A U.S. Government wrecker will not be used to tow POVs except upon official request from the PMO. Most POVs requiring impoundment in accordance with the requirements of this Order will be towed by MCCS personnel under the direction of the JSVIL. On those occasions when MCCS equipment is not adequate due to the physical disability or location of a particular vehicle, U.S. Government wrecker service will be provided. Since the U.S. Marine Corps is tasked with the administration of the JSVIL, this wrecker service will be provided for vehicles located throughout Okinawa.

b. When commercial wrecking service is utilized, all costs of such service(s) shall be paid by the legal/registered owner of the vehicle.

10. Theft and Recovery of Vehicles. Whenever a vehicle is stolen or recovered, the individual discovering the theft or making the recovery will report the following promptly to the military police:

a. Year, make, and model of vehicle;

b. License number and/or USFJ registration number;

c. Vehicle Identification Number (VIN);

d. Identifying marks;

e. Time, date, and exact location of the vehicle when stolen, or recovered; and

MCIPACO 5560.1
3 APR 2013

f. Circumstances surrounding the theft or recovery.

Chapter 4

Rules of the Road

1. Alcohol Standards

a. Driving Under the Influence/Driving While Intoxicated

(1) No person subject to this Order may operate or be in physical control of any motor vehicle while under the influence of intoxicants, including intoxicating beverages, drugs, or any combination thereof.

(a) If a person's blood alcohol content (BAC) is determined to be less than 0.049 percent by weight of alcohol in the person's blood, the person shall be presumed to not be under the influence of intoxicants.

(b) If a person's BAC is determined to be 0.05 to 0.079 percent by weight of alcohol in the person's blood, the person shall be presumed to be "Driving Under the Influence" (DUI).

(c) If a person's BAC is determined to be .08 percent or more by weight of alcohol in the person's blood, or if tests reflect the presence of illegal drugs, the person shall be determined to be "Driving While Intoxicated" (DWI).

(2) The foregoing provisions shall not be construed as limiting the introduction of any other competent evidence bearing upon the question whether the person was under the influence of intoxicants (e.g., failure to properly perform a Standardized Field Sobriety Test administered by a law enforcement official). Supportive evidence may overcome the presumptive weight of a chemical test.

(3) Percent by weight of alcohol in the breath shall be based upon grams of alcohol per 210 liters of breath. Percent by weight of alcohol in the blood shall be based upon grams of alcohol per 100 milliliters of blood.

(4) Chemical analysis of the person's blood, breath, or other bodily substance is to be considered valid under the provisions of this chapter when performed in accordance with reference (b).

(5) When a person submits to a blood test at the request of law enforcement personnel under the provisions of Implied Consent, only a physician, nurse, or other qualified person may withdraw blood for the purpose of determining the alcohol or drug content therein. This limitation shall not apply to collecting breath or urine specimens.

(6) The person tested may have a doctor, qualified technician, chemist, registered nurse, or other qualified medical person administer a chemical test or tests in addition to any administered at the direction of law enforcement personnel. This separate test will not however, cause delay in the administration of the test requested by law enforcement personnel. Failure or inability to obtain an additional test requested by the suspect shall not preclude the admission of evidence relating to the test or tests requested by law enforcement personnel.

(7) When a person submits to a chemical test or tests at the request of law enforcement personnel, full information concerning the test or tests shall be made available to that person and their commander.

(8) If a person refuses to submit to a chemical test under the provisions of this Order, evidence of refusal shall be admissible in any prosecution or proceeding arising out of acts alleged to have been committed while the person was driving, operating, or in physical control of a motor vehicle.

(9) An individual subject to the UCMJ, who was driving a vehicle involved in an accident resulting in death, personal injury, or serious property damage, may be involuntarily subjected to seizure of bodily fluids (i.e., blood and/or urine) for the purpose of analysis for determination of his/her BAC. Such involuntary seizure must be based on a valid command search and seizure authorization and shall be undertaken per paragraph 4-15 of reference (b).

(10) In addition to the provisions listed above, persons under the age of 20 years old are strictly prohibited from operating or being in physical control of a motor vehicle after consuming alcohol. It is unlawful for a person less than 20 years old to drive a motor vehicle on a highway or public vehicular area while consuming alcohol or at any time while he/she has remaining in his/her body any alcohol or controlled substance previously consumed.

(a) The measurement methods authorized are:

1. Preliminary Breath Test device;

2. Other instruments that are on the conforming products list of evidential breath measurement devices under the National Highway Traffic Safety Administration (NHTSA).

(b) Refusal to submit to a chemical analysis of their breath, blood, or urine will result in a mandatory revocation of their driving privileges for three years.

b. Japanese Standard

(1) Japanese police determine the degree of intoxication by use of a Kitagawa Balloon test, which measures milligrams of alcohol per liter of expired breath. Under the provisions of reference (1), when a reading of 0.15 mg/l (the equivalent of .03% BAC) of expired breath is obtained, it shall be presumed for the purposes of prosecution in Japanese courts that the person was under the influence of intoxicating liquor.

(2) All personnel subject to this Order who are prosecuted by Japanese courts for DUI (.03% BAC) or DWI shall be referred to the MCIPAC Traffic Court for appropriate administrative action in accordance with reference (i).

c. Open Containers of Alcoholic Beverages. Operators and passengers of motor vehicles are prohibited from having open containers of alcoholic beverages in their possession.

2. Non-Motorized, Wheeled Transportation

a. Bicycles, Skateboards, Roller Skates, Roller Blades, and Heeleys-type Shoes worn in the Wheeled Mode

(1) Traffic Laws. As a general rule, a bicycle must travel on the road. However, bicycles may be ridden on the sidewalk under the following conditions:

(a) When specifically designated by a posted sign that permits bicycle traffic;

(b) Where roadway vehicle traffic or construction conditions make it dangerous to ride a bicycle on the road; or

(c) When bicycle riders are under 13 years of age, over 70 years of age, or physically impaired.

(2) Bicyclist will have the right of way of motor vehicles except where addressed in this chapter.

(3) No bicycle or scooter shall be used to carry more persons at one time than the number for which it was designed and equipped. Children four years of age and younger or children who weigh less than 45 pounds are exempted from this provision, provided that they are adequately secured and protected from moving bicycle parts while riding as passengers on a bicycle operated by an adult.

(4) Scooters (non-motorized), Heeley's, roller skates/blades, and skateboards are not considered legal modes of transportation and are not authorized to be on the roadways. These items may only be used on sidewalks when not interfering with pedestrian traffic or in designated areas, such as MCCA skate parks.

b. Riding on Roadways. Every person operating a bicycle upon a roadway shall:

(1) Ride on the left side of the roadway as practicable;

(2) Exercise due care when passing a standing vehicle or one proceeding in the same direction;

(3) Not ride two abreast except on parts of roadways set aside for the exclusive use of bicycles; and

(4) Not wear headphones.

c. Riding on Sidewalks. In the unusual circumstance that a person operates a bicycle on a sidewalk, the person shall obey all pedestrian

traffic signals and remember that pedestrians always have the right of way on a sidewalk.

d. Clinging to Vehicles. No person riding upon any bicycle, skateboard, roller skates, toy vehicle, roller blades and Heeleys-type shoes worn in the wheeled mode, or other device shall in any way attach the same or themselves to any vehicle upon a roadway.

e. Personal Protective Equipment (PPE)

(1) Knee and elbow pads, gloves, and properly fastened helmet approved by the American National Standards Institute (ANSI) or Snell Memorial Foundation shall be worn when riding scooters, Heeley's, roller skates/blades, and skateboards.

(2) In accordance with ref (c), Bicycles shall have the following:

(a) Red reflector visible from distances between 100 and 600 feet when illuminated by head lamps of a vehicle. A red lamp on the rear emitting a red light visible from a distance of 500 feet may be used in addition to the red reflector. A white lamp on the front shall be used to emit a white light visible from a distance of at least 500 feet;

(b) Spoke or wheel mounted reflectors visible from the side; and

(c) Proper brakes that will enable the operator to stop abruptly on dry and wet surfaces.

f. Carrying Articles While Operating a Bicycle. No person operating a bicycle shall carry any article which prevents the driver from keeping at least one hand upon the handlebars and otherwise maintaining safe operation of the bicycle.

g. Violations. Violations of paragraphs 2a through 2f will be treated as misconduct and enforced by PMO. Minor Offense Reports will be issued for violations and forwarded to appropriate Commanders or the MCIPAC CIG. Military police may temporarily impound recreational equipment (e.g., skateboards, scooters, bicycles, etc.) when they determine such immediate action is necessary to prevent additional misconduct or protect the violator's safety and welfare. Military police shall secure any impounded equipment and return it to the sponsors as soon as practicable.

3. Convoys

a. Definition. A military convoy is a group of three or more GOVs, the movement of which is organized for the purpose of control and orderly movement over streets and highways with or without escort.

b. Convoy Commanders. Outside of military installations, a convoy of five or more tactical vehicles shall be accompanied by an officer or SNCO acting as Convoy Commander.

c. Convoy Restrictions - Off-Base. Except in an emergency or while conducting tactical missions:

(1) A convoy outside of military installations shall not exceed 20 vehicles, shall travel in series of no more than five vehicles, and shall be driven no faster than the posted maximum speed limit or at a lower speed as the Convoy Commander deems necessary.

(2) Convoys moving outside of military installations will only use primary roads or highways between the hours of 2200 and 0600.

(3) The following convoys or single vehicle movements will be coordinated with the G-3 of the convoy's originating unit:

(a) Convoys consisting of five or more vehicles;

(b) Movement of oversized vehicles, (e.g., tank retrievers and lowboys moving heavy equipment, cranes), and vehicles transporting cargo, any portion of which extends more than 12 inches from the left side of the vehicle;

(c) Movement of vehicles bearing oversized loads;

(d) Movement of double-towed vehicles;

(e) Movement of vehicles, vehicle combination, or vehicle and load combination in excess of 60 feet overall length; or

(f) Movement of explosives.

d. Restrictions of Convoy Movement

(1) Convoys shall use the center lane of multilane highways except when preparing for a turn, or when otherwise directed by a supervisor or escort.

(2) Convoys will obey all traffic regulations, signs, and signals applicable to single vehicles unless specific clearance is granted by appropriate authority.

e. Police Escort. Military police escorts will be furnished only for reasons of protocol or security when it is necessary for a person or unit to proceed from one point to another with the least possible loss of time. Such escorts will abide by local civil traffic laws, provisions of this Order, and references (d) and USFJI 31-203 when traveling outside of U.S. Military installations. Routine classified military convoys are included in this category.

f. Transporting Explosives. In areas outside of military installations/camps, explosives shall be transported in strict compliance with requirements set forth in reference (f) governing transportation and handling of munitions and explosives.

4. Emergency Vehicles and Equipment

a. Operation of Emergency Vehicles. The driver of an authorized emergency vehicle, when responding to an emergency call or when in the

pursuit of an actual or suspected violator of the law, may exercise the privileges set forth in this paragraph, but subject to the following conditions:

(1) The driver of an authorized emergency vehicle may:

(a) Park or stand, irrespective of the provisions of this chapter.

(b) Proceed past a red or stop signal or stop sign, but only after slowing down as is necessary for safe operation.

(c) Exceed the maximum speed limits so long as doing so does not endanger life or property.

(d) Disregard regulations governing direction of movement or turning in specified directions, so long as doing so does not endanger life or property.

(2) The exemptions herein granted to an authorized emergency vehicle shall apply only when such vehicle is making use of audible and/or visual signals.

(3) The foregoing provisions shall not relieve the driver of an emergency vehicle from the duty to drive with due regard for the safety of all persons.

b. Operation of Vehicles Upon Approach of an Emergency Vehicle. Upon the approach of an emergency vehicle making use of audible and/or visual signals, vehicle drivers shall yield the right of way, drive parallel to and as close as possible to the closest edge or curb of the roadway, and immediately stop unless doing so would be unsafe. Drivers shall stop clear of any intersection and remain in such position until the emergency vehicle has passed, except when otherwise directed by a law enforcement personnel.

c. Following Emergency Vehicles Prohibited. No vehicle driver shall follow any emergency vehicle making use of audible and/or visual signals closer than 500 feet or park within 500 feet of where an emergency vehicle has stopped to answer a call.

d. Crossing Fire Hose. No vehicle shall be driven over any unprotected hose of a fire department when laid down on any surface, without the consent of the fire department official in command.

5. General Provisions and Restrictions

a. Obedience to Police Officers and Other Authorities. All persons subject to this Order shall comply with any lawful order or direction of any police officer, fireman, or uniformed adult school crossing guard appointed by competent authority to direct, control, or regulate traffic.

b. Persons Working on Highways Exceptions. Unless specifically made applicable, the provisions of this Order, shall apply to persons, teams, motor vehicles and other equipment while actually engaged in work upon the surface of a highway.

c. Drivers to Exercise Due Care. Every driver shall exercise due care to avoid colliding with any pedestrian or any person operating a human-powered vehicle. Drivers shall give an audible signal when necessary and shall exercise proper precautions upon observing any child, pedestrian, or any obviously confused, incapacitated, or intoxicated person.

d. Fleeing or Attempting to Elude Law Enforcement Personnel. It is unlawful for any driver of a motor vehicle to willfully fail to bring their vehicle to a stop, otherwise flee, or attempt to elude a pursuing police vehicle, when given visual or audible signal to bring the vehicle to a stop. The signal given by law enforcement personnel may be by hand, voice, emergency light, or siren. The officer giving such signal shall be in uniform, and their vehicle shall be appropriately marked showing it to be an official police vehicle.

e. Unattended Motor Vehicle. No person driving or in charge of a motor vehicle shall permit it to stand unattended without first stopping the engine, locking the ignition, removing the key from the ignition, effectively setting the brake, and when standing upon any grade, turning the front wheels to the curb or side of the highway.

f. Unattended Children. Children nine years old or younger will not be left unattended in a vehicle at any time.

g. Limitations on Reverse Direction. The driver of a vehicle shall not:

(1) Drive in a reverse direction unless such movement can be made safely and without interfering with other traffic;

(2) Drive in a reverse direction upon any shoulder or roadway of any controlled access highway; or

(3) When driving a 3/4 metric ton or larger GOV in a reverse direction, fail to use a dismantled guide if any person is available in the vicinity for that purpose. The dismantled guide will be responsible to insure that prior to, and during the reverse movement of the vehicle there are no obstacles to interfere with the safe backing of the vehicle.

h. Driving on Mountainous Highways. The driver of a motor vehicle traveling through gorges or canyons or on mountain highways shall:

(1) Hold such motor vehicle under control and as near the left-hand edge of the highway as reasonably possible.

(2) Upon approaching any curve where the view is obstructed within a distance of 200 feet along the highway, give audible warning with the horn of such motor vehicle.

i. Coasting Prohibited. When traveling upon a downgrade, a driver shall not coast with the gears or transmission of such vehicle in neutral or disengaged, or with the clutch disengaged.

j. Littering. No person shall unlawfully dispose of any trash, litter, cigarette, or other debris on or along any parking lot, roadway, sidewalk, or other location.

k. Towing of Vehicles. In all cases requiring that a vehicle be towed, the towed vehicle shall be attached to the lead vehicle by a rigid tow bar, wrecker hoisting assembly, or any device specifically manufactured for towing vehicles.

l. Careless Driving. It is unlawful for any person to drive any vehicle in a careless and heedless manner. No person shall drive without:

(1) Giving full time and attention to driving;

(2) Maintaining sufficient clearance from other vehicles, pedestrians, roadside objects, or structures with due regard for the width, grade, and curves of roadways; and

(3) Maintaining proper control of their vehicle with due regard for traffic, weather, and road conditions and all other circumstances.

m. Following Too Closely. The driver of a motor vehicle shall not follow another vehicle more closely than is reasonable and prudent, having due regard for the speed of such vehicles, traffic congestion, and condition of the highway.

n. Professional Negligence. A person who fails to use such care as is required in the operation of a motor vehicle and thereby kills or injures another is punishable under Article 211, Japanese Penal Code for professional negligence. The same shall apply to a person who, by gross negligence, injures or causes the death of another.

6. Lane Usage

a. Exceptions to Driving on Left Side of Roadway. Upon all roadways of sufficient width a vehicle shall be driven upon the left half of the roadway, except as follows:

(1) When overtaking and passing another vehicle proceeding in the same direction;

(2) Upon a roadway divided into three marked lanes for traffic under the rules applicable thereon; or

(3) Upon a roadway restricted to one-way traffic.

b. Slow Vehicles to be Driven in the Left-Hand Lane. Upon all roadways, any vehicle proceeding at less than the normal speed of traffic shall be driven in the left-hand lane, or as close as practicable to the left-hand curb or edge of the roadway. This shall not apply when overtaking and passing another vehicle proceeding in the same direction or when preparing for a right turn at an intersection, private road, or driveway.

c. Driving Right of Centerline Prohibited. Upon any roadway having four or more lanes for moving traffic and providing for two-way movement of traffic, no vehicle shall be driven to the right of the centerline of the roadway except when authorized by official traffic control devices. This subsection shall not be interpreted as prohibiting the crossing of the centerline in making a right turn at an intersection, private road, or driveway.

d. One-Way Roadways and Rotary Traffic Islands. Upon a roadway designated for one-way traffic by an official traffic control device:

(1) A vehicle shall be driven only in the designated direction.

(2) When no road markings exist to indicate a separation of two or more lanes of travel, then only one lane shall be presumed to exist and passing is prohibited.

(3) A vehicle proceeding around a rotary traffic island shall be driven only in a clockwise direction.

e. Driving on Roadways with Two or More Lanes. Wherever any roadway has been divided into two or more clearly marked lanes, the following rules consistent here within shall apply in addition to all others set forth in this Order:

(1) A vehicle shall be driven as nearly as practicable entirely within a single lane and shall not be moved from such lane until the driver has first ascertained that such movement can be made safely.

(2) Drivers shall obey the directions of official traffic control devices erected to direct traffic into a lane ordinarily used by traffic moving in the opposite direction.

(3) Drivers shall obey the directions of official traffic control devices installed to prohibit the changing of lanes or sections of roadway.

f. Driving on Divided Highways. Whenever any highway has been divided into two or more roadways by an intervening space, physical barrier, or clearly indicated dividing section constructed to impede vehicular traffic; every vehicle shall be driven only upon the left-hand roadway unless directed or permitted to use another roadway by official traffic control devices or law enforcement personnel. No vehicle shall be driven over, across, or within any such intervening space, physical barrier, or dividing section; except through an opening in such intervening space, physical barrier, or dividing section; at an established cross-over or intersection; or otherwise authorized by public authority.

g. Restricted Access. No person shall drive a vehicle onto or from any controlled access roadway except at such entrances and exits as are established by competent authority.

h. Driving Upon Sidewalk. No person shall drive any vehicle upon a sidewalk or sidewalk area except upon a permanent or duly authorized temporary driveway.

i. Bus Priority and Exclusive Lanes

(1) In lanes designated by signs or pavement markings as a priority lane for public buses, school buses and taxi cabs:

(a) Other vehicles are required to move out of the priority lane immediately when a bus or taxi approaches from the rear; and

(b) No other vehicle may travel in the priority lane when moving out of the priority lane for an approaching bus or taxi would be difficult.

(2) Bus exclusive lanes are for buses, taxi cabs with passengers, and motorcycles exclusively. Other vehicles are only authorized to use these lanes to make a left turn.

7. Motorcycles

a. Motorized Scooter Operations. All Motorized stand-up scooters are prohibited for use.

b. Riding on Motorcycles

(1) A person operating a motorcycle shall ride only upon the permanent and regular seat attached. Operators shall not carry any passengers unless that motorcycle is designed to carry more than one person and the operator is properly endorsed to carry passengers.

(2) Operators and passengers shall ride sitting astride the seat, facing forward, with one leg on each side of the motorcycle.

(3) No person shall operate a motorcycle while carrying any article which prevents the operator from keeping both hands on the handlebars.

c. Operating Motorcycles on Roadways

(1) All motorcycles are entitled to full use of a lane.

(2) The operator of a motorcycle shall not overtake and pass in any lane currently occupied by another vehicle. Driving on the shoulder of the roadway in order to overtake a vehicle is prohibited. This specifically prohibits "white-lining."

(3) No person shall operate a motorcycle between lanes of traffic or between adjacent lines or rows of vehicles.

(4) Motorcycles shall not be operated more than one abreast in a single lane.

d. Equipment for Motorcycle Riders and Passengers. All personnel operating or riding a motorcycle on-base and all SOFA personnel operating or riding a motorcycle off-base shall wear the appropriate PPE consisting of:

(1) A properly fastened (under the chin) protective helmet, which meets American National Standards Institute standard number ANSI 290.1-1971,

Federal Motor Vehicle Safety Standard #218, or Department of Transportation standards. It is strongly recommended that the helmet be of a reflective material or have a reflective design. Designs or ornaments on helmets will not be offensive in nature.

(2) Impact or shatter resistant goggles or full-face shield attached to the helmet. A windshield, eyeglasses, sunglasses or fairing alone is not considered to be proper eye protection. Devices used at night will not be tinted.

(3) Clothing must cover the upper torso and legs. "T" shirts and shorts are prohibited. Footwear will be boots of leather or leather like material that cover the ankles. Sneakers, "tennis" shoes, or other athletic-type footwear are prohibited. Full-fingered gloves or mittens shall be worn on the hands.

8. Overtaking and Passing

a. Passing Vehicles Proceeding in Opposite Directions. Drivers of vehicles proceeding in opposite directions shall pass each other to the left. On roadways having width for not more than one line of traffic in each direction, each driver shall give to the other at least one-half of the main traveled portion of the roadway.

b. Overtaking a Vehicle on the Right. The following rules shall govern the overtaking and passing of vehicles proceeding in the same direction:

(1) The driver of a vehicle overtaking another vehicle proceeding in the same direction shall pass to the right thereof at a safe distance and shall not again drive to the left side of the roadway until safely clear of the overtaken vehicle.

(2) Except when overtaking and passing on the left is permitted, the driver of an overtaken vehicle shall give way to the left in favor of the overtaking vehicle and shall not increase the speed of the driver's vehicle until completely passed by the overtaking vehicle.

c. When Overtaking on the Left is Permitted

(1) The driver of a vehicle may overtake and pass upon the left of another vehicle only under the following conditions:

(a) When the vehicle overtaken is making or about to make a right turn.

(b) Upon a street or highway with unobstructed pavement not occupied by parked vehicles of sufficient width for two or more lines of moving vehicles in each direction.

(2) The driver of a vehicle may overtake and pass another vehicle upon the left only when conditions permit doing so safely. In no event shall such movement be made by driving off the pavement or main-traveled portion of the roadway.

d. Limitations on Overtaking on the Right

(1) No vehicle shall be driven to the right side of the center of the roadway in overtaking and passing another vehicle proceeding in the same direction unless such right side is clearly visible and is free of oncoming traffic for a sufficient distance ahead to safely permit such overtaking and passing. In every event, the overtaking vehicle must return to an authorized lane of travel as soon as practicable. In the event the passing movement involves the use of a lane authorized for vehicles approaching from the opposite direction, the overtaking vehicle must return to an authorized lane of travel before coming within 200 feet of any approaching vehicle.

(2) No vehicle shall be driven on the right side of the roadway when:

(a) Approaching or at the crest of a grade or curve in the roadway where the driver's view is obstructed;

(b) Approaching within 100 feet of or traversing any intersection; or

(c) The driver is within 100 feet of any bridge or tunnel.

(3) The foregoing limitations shall not apply upon a one-way roadway, nor under the conditions described in paragraph 16b(1) of this chapter, nor to the driver of a vehicle turning right at an intersection, private road, or driveway.

e. No-Passing Zones

(1) Where signs or markings are in place to define a no-passing zone, no driver shall at any time drive on the right side of the roadway within such no-passing zone or on the right side of any pavement striping designed to mark such no-passing zone.

(2) This paragraph does not apply upon a roadway restricted to one-way traffic, nor to the driver of a vehicle turning right at an intersection, private road, or driveway.

f. Overtaking and Passing Buses

(1) Upon meeting or overtaking from either direction any school bus which has stopped on the roadway all drivers shall:

(a) Stop their vehicle before reaching the school bus when there is a visual signal in operation; and

(b) Not proceed until the school bus resumes motion, the driver is signaled by the school bus driver to proceed, or the visual signals are no longer actuated.

(2) Every bus used for the transportation of school children shall bear upon the front and rear thereof plainly visible signs containing the words "SCHOOL BUS." Such buses shall also be equipped with visual signals

which shall be actuated by the driver of the school bus whenever such vehicle is stopped to receive or discharge school children.

(3) When a school bus is being operated upon a roadway for purposes other than the actual transportation of children either to or from school, all markings thereon indicating "SCHOOL BUS" shall be covered or concealed.

(4) The driver of a vehicle upon a highway with separate roadways need not stop for school bus on a different roadway.

g. Overtaking and Passing Buses Operated by The Green Line (TGL)

(1) Upon meeting or overtaking from either direction any bus operated by TGL stopped on the roadway of an installation all drivers shall:

(a) Stop their vehicle before reaching the TGL bus when there is a visual signal in operation; and

(b) Not proceed until the TGL bus resumes motion, the driver is signaled by the TGL bus driver to proceed, or the visual signals are no longer actuated.

(2) Every bus used for TGL shall bear unique blue paint scheme with distinctive markings. Each bus shall be marked in the front with wording "The Green Line" and rear with wording "Do not pass when lights are flashing." Such buses are equipped with visual signals (four way flashing yellow and red lights) which shall be actuated by the driver of a TGL bus whenever such vehicle is stopped to receive or discharge passengers.

(3) The driver of a vehicle upon a highway with separate roadways does not stop for a TGL bus on a different roadway.

9. Stopping, Standing, or Parking Prohibited in Specified Places

a. Except when necessary to avoid conflict with other traffic, law, directions of law enforcement personnel, or official traffic control device, no person shall:

(1) Stop, stand, or park a vehicle:

(a) Upon the paved or main-traveled part of the highway unless it is impractical to move the vehicle off that part of the highway;

(b) Unless the vehicle can be clearly seen from 200 feet in each direction of the highway;

(c) Unless there is sufficient space on the highway for the unobstructed passage of other vehicles;

(d) On the roadway side of any vehicle or row of vehicles already stopped or parked next to the curb (i.e., "double parking");

(e) On a sidewalk;

(f) Within an intersection;

(g) On a crosswalk;

(h) Between a safety zone and the adjacent curb, or within 30 feet of the ends of a safety zone, unless a different length is indicated by signs or markings;

(i) Upon any bridge, other elevated highway structure, or within a highway tunnel;

(j) At any place where signs prohibit stopping, standing, or parking;

(k) In a handicap parking space unless the driver or passenger is disabled and the vehicle displays appropriate stickers or placards; or

(l) In a fire lane.

(2) Stand or park a vehicle, whether occupied or not, except momentarily to load or unload passengers or merchandise:

(a) In a loading zone;

(b) In front of a public or private driveway;

(c) Within 16-1/2 feet (5 meters) of a fire hydrant;

(d) Within 16-1/2 feet (5 meters) of a crosswalk at an intersection;

(e) Within 33 feet (10 meters) of any flashing signal, stop sign, slow sign, or traffic control signal;

(f) Fire station entrance:

1. On the fire station side of the roadway: Within 16-1/2 feet (5 meters) of the driveway; and

2. On the opposite side of the roadway: Within 75 feet of the driveway entrance.

(g) Alongside any curb that has been painted red, yellow or with curb markings which state "no parking" painted in black; or

(h) At any place where signs prohibit standing or parking.

(3) Move a vehicle not lawfully under their control into any such prohibited area, or away from a curb an unlawful distance.

b. Law Enforcement Personnel Authorized to Remove Vehicles. Law enforcement personnel are hereby authorized to remove or cause to be removed to a place of safety any unattended vehicle when:

(1) The vehicle was illegally left standing upon any highway, bridge, causeway, or in any tunnel, under such circumstances as to obstruct the normal movement of traffic;

(2) A report has been made that such vehicle has been stolen or taken without the consent of its owner; or

(3) The person in charge of such vehicle is unable to provide for its custody or removal.

c. Additional Parking Regulations

(1) Except as otherwise provided in this chapter, every vehicle stopped or parked upon a two-way roadway shall have the left-hand wheels parallel to and within 12 inches of the left-hand curb or edge of the roadway.

(2) Except when otherwise provided, every vehicle stopped or parked upon a one-way roadway shall be parallel to the curb or edge of the roadway, in the direction of authorized traffic movement, with its left-hand wheels within 12 inches of the left-hand curb or edge of the roadway, or its right-hand wheels within 12 inches of the right-hand curb or edge of the roadway.

10. Passengers

a. Passenger Restrictions. No passenger will be carried in a vehicle, which does not have an adequate seat belt for that passenger.

(1) Seatbelts must be installed and properly worn by all occupants whenever a vehicle is being operated on and off the installation; this applies to all vehicles, including Daiko Service and taxis.

(2) Children four years of age or under or not exceeding 45 pounds in weight must be in an infant/child restraint device, properly affixed to the seat where it is located.

(3) Fire Department or similar vehicles equipped with standing stations and handrails, or as otherwise provided by pertinent military directives are exempt.

b. Driver to Ensure Passenger Safety and Lawful Conduct

(1) No operator of a cargo vehicle shall permit a passenger to ride in the cargo compartment of the vehicle with unsecured cargo.

(2) No operator of a vehicle shall drive or move the vehicle in any manner until all personnel are properly fastened with a seatbelt.

(3) The driver of a vehicle is responsible for all passengers and actions that take place within the operated vehicle.

c. Passengers Prohibited in U.S. Government Vehicles. Non-USFJ personnel will not be transported in a GOV except in conjunction with official business with U.S. Government activities.

11. Pedestrians

a. Pedestrian Obedience to Traffic Control Devices and Regulations. A pedestrian shall obey the instructions of any official traffic control device applicable to pedestrians, unless otherwise directed by law enforcement personnel.

b. Pedestrian's Use of Crosswalks

(1) The driver of a vehicle shall yield the right of way to any pedestrian utilizing a crosswalk.

(2) No pedestrian shall suddenly leave a curb or other place of safety and walk or run into the path of a vehicle which is so close as to constitute an immediate hazard.

(3) No vehicle shall overtake or pass any other vehicle stopped at a marked crosswalk or at any other location to permit a pedestrian to cross the roadway.

c. Crossing Roadways at Points Other than Crosswalks

(1) Every pedestrian crossing a roadway at any point other than within a marked crosswalk or within an unmarked crosswalk at an intersection shall yield the right of way to all vehicles upon the roadway.

(2) Pedestrians shall not cross the roadway between intersections where traffic control signals are in operation. Pedestrians shall only cross at either intersection in an appropriate crosswalk, whether marked or unmarked.

(3) No pedestrian shall cross a roadway intersection diagonally unless authorized by traffic control devices or law enforcement officer.

d. Pedestrians on Highway

(1) All pedestrians shall use the sidewalk when provided and practicable. It is unlawful for any pedestrian to move along or upon an adjacent roadway when a sidewalk is provided and its use is practicable.

(2) Where a sidewalk is not available, pedestrians shall walk only on the shoulder, as far as practicable from the edge of the roadway.

(3) Where neither a sidewalk nor a shoulder is available, pedestrians shall walk as near as practicable to the outside edge of the roadway, and if on a two-way roadway, shall walk only on the extreme right side of the roadway (i.e. facing oncoming traffic).

(4) Except as otherwise provided in this chapter, any pedestrian upon a roadway shall yield the right of way to all vehicles upon the roadway.

(5) No person shall let a child under the age of ten play along or on a roadway or allow the child to walk along or on a roadway without being attended.

(6) No person shall lie down or sit on a roadway. No person shall stand on a roadway in such a way as to impede traffic.

e. Pedestrians Soliciting Rides. No person shall stand in a roadway for the purpose of soliciting a ride.

f. Pedestrians Right of Way on Sidewalks. The driver of a vehicle crossing a sidewalk shall yield the right of way to any pedestrian and all other traffic on the sidewalk.

g. Running and Jogging

(1) Organized unit physical training conducted in formation will:

(a) Not exceed three abreast.

(b) Remain on the left side of roadways, traveling in the same direction as vehicular traffic.

(c) Have both front and rear road guards wearing reflective vests for increased visibility and carry flashlights during hours of reduced visibility.

(d) Not enter any family housing areas.

(2) All personnel running or jogging during the hours of reduced visibility will wear light, bright colored clothing and a reflective vest or belt. Additionally, runners or joggers will:

(a) Run or jog facing oncoming traffic and obey traffic rules and regulations.

(b) Carry DoD identification card for security and medical reasons.

(c) Not wear headphones while running on-base except when running on approved track locations as required by references (c) and (i).

12. Right of Way

a. Right of Way at Intersections. Except when directed otherwise by a traffic control device or law enforcement personnel, drivers shall yield the right of way to:

(1) Any vehicle on a priority road;

(2) Any vehicle traveling on a wider road;

(3) Any vehicle approaching the intersection from the left; and

(4) Any vehicle on a roadway with a centerline or vehicle traffic lanes provided through the intersection.

b. Vehicle Entering Intersection with Stop or Slow (Yield) Signs

(1) Preferential right of way may be indicated by stop signs or yield signs as authorized in this chapter.

(2) Except when directed to proceed by law enforcement personnel, every driver of a vehicle approaching a stop sign shall stop before the stop line or crosswalk. When there is no stop line or crosswalk, the driver must stop before entering the intersection. After stopping, the driver shall yield the right of way to any vehicle in the intersection or approaching so closely as to constitute an immediate hazard.

(3) The driver of a vehicle approaching a yield sign shall slow down to a speed reasonable for the existing conditions and, if required for safety, stop before entering the crosswalk. When there is no crosswalk, a driver required to stop for safety, must do so before entering the intersection. After slowing or stopping, the driver shall yield the right of way to any vehicle in the intersection or approaching so closely as to constitute an immediate hazard.

c. Vehicle Prohibited From Blocking Intersection. No driver shall enter an intersection unless his/her vehicle will be capable of clearing the intersection.

d. Entering Roadway from Alley, Private Road, Driveway, or Building. When entering a roadway, drivers shall stop immediately prior to driving onto a sidewalk or sidewalk area. In the event there is no sidewalk area, the driver shall stop at the point nearest the roadway to be entered where the driver has a view of approaching traffic. The driver shall then yield the right of way to all approaching vehicles on the roadway.

e. Protection of Public Buses Leaving Bus Stops. When a public bus is signaling to leave a bus stop, no vehicle will interfere with the bus doing so unless the vehicle will be required to change its speed or direction of travel unsafely.

13. Safety Standards

a. Use of Headphones, Earphones, or Cellular Phones

(1) Wearing portable headphones, earphones, or other listening devices while operating a motor vehicle is prohibited.

(2) Using a cellular phone while operating a motor vehicle is prohibited unless the vehicle is safely parked or unless the operator is using a hands-free device. A hands free device is defined as a device that does not require the use of either hand, does not take away from the safe operation of the vehicle, and does not cause the attention of the driver to be diverted. Holding a cellular phone in one's hand, even if on speakerphone, is prohibited. When using a cellular phone to report emergencies, drivers must pull off to the side of the roadway and stop their vehicle prior to making such call.

b. Driving Through Safety Zone Prohibited. No vehicle shall, at any time, be driven through or within a safety zone.

c. Obstruction to Driver's View or Driving Mechanism

(1) No person shall drive a vehicle when it is loaded to obstruct the view of the driver or as to interfere with the driver's control of the vehicle.

(2) No passenger in a vehicle shall ride in such position as to interfere with the driver's view or control of the vehicle.

d. Opening and Closing Vehicle Doors. No person shall open the door of a motor vehicle on the side of moving traffic unless it is safe to do so. Vehicle doors shall not remain open longer than required to load or unload passengers.

e. Safeguarding of Construction Areas

(1) Materials, equipment, vehicles, excavators, dirt, and other hazards left on the roadway, or shoulder of the road, must be guarded by construction signs, barricades, lights, and signalmen as appropriate.

(2) Warning signs shall precede all road hazards by a minimum of 400 feet and be clearly lettered to state, in English and Japanese, the nature of the hazard and motorists' action necessary to insure safe passage. Subsequent signs placed between the advance warning sign and the hazard will be instructional in nature and provide information necessary to insure smooth and safe movement past the hazard.

(3) During the hours of darkness, all warning signs will be properly illuminated and easily detectable. Warning devices will be placed on all hazards remaining on the road or shoulder. These will be placed a maximum distance of 100 feet apart between the road surface, and such hazards, which closely paralleled the roadway.

(4) Flagmen will be used in all instances where opposing lanes of traffic meet on one side of the center of the roadway, or when the construction hazard has caused traffic to deviate from its normal flow.

(5) Lights used in operations shall be shielded and placed so as to prevent glare into the eyes of approaching motorists.

(6) Dirt, materials, and equipment will be kept off the road to the maximum possible extent, and maintained as nearly as possible in a straight line to eliminate unnecessary swerving of passing vehicles.

(7) Suitable pads shall be laid on the roadway to protect the surface when heavy equipment must cross the road, and when such crossing would damage an unprotected road. Pads will be removed when not in actual use, and flagmen will be used to warn traffic. Dirt and debris tracked or spilled on the road by construction equipment and vehicles will be removed as soon as possible to prevent development of hazardous road conditions.

(8) Engineer earthmoving equipment shall not operate on a military maintained road except when moving from one construction site to another. In such cases, the equipment shall move no faster than ten miles per hour, be empty, and be escorted by a vehicle displaying warning signs and/or lights.

f. Glass and Debris on Highway

(1) No person shall throw or deposit upon any highway any glass bottles, glass, nails, tacks, wire, cans or any other substance likely to injure any person, animal, or damage a vehicle.

(2) Any person who drops, or permits to be dropped or thrown, upon any highway any destructive or injurious material shall immediately remove the same or cause it to be removed.

(3) Any person removing a wrecked or damaged vehicle from a highway shall remove any glass or other injurious substance dropped upon the highway from such vehicle.

g. Vehicle Lights

(1) When any vehicle is on a roadway, its headlights, side lights and tail lights shall be turned on during the hours of darkness and when:

(a) Passing through a tunnel;

(b) Passing through a densely fogged area and any other area where vision is limited; or

(c) During inclement weather that requires the use of windshield wipers.

(2) The above restrictions apply even in the daytime and when stopped or parked.

(3) Highbeams will be dimmed within 500 feet when approaching an oncoming vehicle, within 100 feet when following another vehicle, or dim headlights when approaching a gate, police or guard checkpoint.

h. Use of Horn. The driver of a vehicle shall sound the vehicle's horn when intending to travel upon, or pass any place where the driver's view is obstructed.

i. Driving of Defective Vehicles Prohibited. The driver or owner of a vehicle shall not drive, or let any other person drive, any defective vehicle which might cause a traffic hazard or is in such a condition that it does not meet the requirements and standards of reference (d).

14. Speed Restrictions

a. Basic Rule. No person shall drive a vehicle at a speed greater than is reasonable and prudent under the conditions (e.g., weather, visibility, traffic, road surface, and road width), having regard for the actual and potential hazards then existing. Every person shall drive at a safe and

appropriate speed when approaching and crossing an intersection, when approaching and going around a curve, when approaching a hillcrest, when traveling upon any narrow or winding roadway, and when special hazards exist with respect to pedestrians, other traffic, weather, or other highway conditions.

b. Maximum Speed Limits. No person shall drive a vehicle in excess of the maximum posted speed limit. Except when a special hazard exists that requires lower speed for compliance with paragraph 15a of this chapter, the limits hereinafter specified shall be maximum lawful speeds:

(1) For all trucks under five tons and all passenger vehicles (including buses and motorcycles with 251cc engine displacement and higher) - 60 kilometers per hour (kph) (37 miles per hour (mph)) (80 kph on the expressway (50 mph)).

(2) For trucks over five tons, all special vehicles (e.g., wreckers), and motor scooters and motorcycles under 251cc - 50 kph (31 mph).

(3) For all vehicles in housing areas and in troop areas - 35 kph (22 mph).

(4) For all vehicles in a posted school zone during normal school hours - 25 kph (15 mph).

(5) When passing foot troops information on roadways - 15 kph (9 mph).

(6) When driving in parking lots - 15 kph (9 mph).

(7) When moving in reverse - 10 kph (6 mph).

c. Establishment of Base Speed Zones

(1) Upon completion of an engineering and/or traffic investigation, the CG MCB Camp Butler may declare the speed limit to be any speed which is reasonably safe under the existing conditions of that location. The declared speed limit is effective when appropriate signs giving notice are erected.

(2) Such a maximum speed limit may be declared to be effective at all times, or at such times as indicated upon signs. Differing limits may be established for different times of day, different types of vehicles, varying weather conditions, and other factors bearing on safe speeds. Differing speed limits shall be effective when posted upon appropriate fixed or variable signs.

d. Minimum Speed Regulations. No person shall drive a motor vehicle at such a slow speed as to impede the normal and reasonable movement of traffic except when reduced speed is necessary for safe operation or in compliance with the law.

e. Special Speed Limitations. No person shall drive a vehicle over any bridge, or other elevated highway structure, at a speed which is greater than the maximum speed that can be safely maintained.

f. Racing on Highways

(1) Except at a place specifically designated by official authority (GOJ) for that purpose, no person shall drive any vehicle in any race, speed competition, speed contest, drag race, acceleration contest, drifting competition, exhibition of speed, exhibition of acceleration, or for the purpose of making a speed record.

(2) Drag racing is defined as:

(a) The operation of two or more vehicles starting from a point side by side and accelerating speeds in a competitive attempt to outdistance each other; or

(b) The operation of one or more vehicles over a common selected course, from the same point to the same point, for the purpose of comparing the relative speeds or acceleration power of such vehicle or vehicles.

(3) Racing is defined as the use of one or more vehicles in an attempt to:

(a) Out gain, outdistance, or prevent another vehicle from passing;

(b) To arrive at a given destination ahead of another vehicle or vehicles; or

(c) To test the physical stamina of drivers over long distance driving routes.

g. Reckless Driving

(1) Any person who drives any vehicle in a willful or wanton disregard for the safety of persons or property is guilty of reckless driving.

(2) Speeding of 35 kph (21 mph) over the posted speed limit will constitute reckless driving when other conditions (i.e., rain, wet road, pedestrian traffic, vehicular congestion, poor visibility, etc.) exist which increases the degree of danger posed by the excessive speed.

15. Traffic Signals and Signs

a. Obedience to and Required Traffic Control Devices

(1) Drivers shall obey the instructions of any traffic control device, unless otherwise directed by law enforcement personnel.

(2) Design and placement of traffic control devices will conform to the laws of Japan and international standards.

b. Traffic Control Signal Legend. Whenever traffic is controlled by traffic control signals exhibiting different colored lights, the lights shall have the following meaning:

(1) Steady Green Indication

(a) Proceed through the intersection at a safe speed.

(b) Turn right or left unless a sign at such place prohibits either turn.

(c) Yield the right of way to pedestrians lawfully within a crosswalk and to other traffic lawfully using the intersection.

(2) Green Arrow

(a) Proceed in the direction indicated at a safe speed.

(b) Yield the right of way to pedestrians lawfully within a crosswalk and to other traffic lawfully using the intersection.

(3) Steady Yellow Indication. Stop before entering the intersection, if such stop can be made safely.

(4) Steady Red Indication. Stop before entering the intersection and remain stopped until an indication to proceed is shown.

(5) Left Turn on Red Light

(a) Not permitted on MCIPAC installations unless otherwise indicated.

(b) Prohibited off-base or at installation exits.

c. Flashing Signals. Flashing red or yellow signals have the following meaning:

(1) Flashing Red (Stop Signal). Stop before entering the intersection. The right to proceed shall be subject to the rules applicable after making a stop at a stop sign.

(2) Flashing Yellow (Caution Signal). Proceed through the intersection or past such signal with caution.

d. Lane Direction Control Signals. When lane direction control signals are placed over the individual lanes of a street or highway, vehicular traffic may travel in any lane over which a green signal is shown, but shall not enter or travel in any lane over which a red signal is shown.

e. Display of Unauthorized Signals, Signs or Markings

(1) No person shall place, maintain, or display upon, or in view of, any highway an unauthorized sign, signal, marking, or device which:

(a) Purports to be, is an imitation of, or resembles an official traffic control device;

(b) Attempts to direct the movement of traffic; or

(c) Hides from view, or interferes with the effectiveness of, an official traffic control device.

(2) Every such prohibited sign, signal, or marking shall be removed without notice.

f. Interference with Official Traffic Control Devices. No person shall alter, twist, deface, knock down or remove any official traffic control device.

16. Turning

a. Vehicle Turning Right. The driver of a vehicle intending to turn to the right at an intersection, alley, private road, or driveway shall yield the right of way to any vehicle approaching from the opposite direction which is within the intersection or so close as to constitute an immediate hazard.

b. Required Position and Method for Turning at an Intersection. The driver of a vehicle making a turn shall do so as follows:

(1) Left Turns. The approach for a left turn shall be made as close as practicable to the left-hand curb or edge of the roadway. Drivers must be observant for and yield the right of way to all bicycles, mopeds, motorcycles, other vehicles, and pedestrians traveling along the left-hand shoulder of the roadway.

(2) Right Turns. The driver shall approach the intersection in the extreme right-hand lane lawfully available to traffic moving in such direction. Drivers must be observant for and yield the right of way to all bicycles, mopeds, motorcycles, other vehicles, and pedestrians traveling in the oncoming lanes and along the right-hand shoulder of the roadway.

(3) Exception. Larger vehicles (i.e. trucks, passenger busses, etc.) may require a wider radius in order to safely complete a turn. Drivers of these types of vehicles will ensure they utilize their turn signals, are alert of their surroundings, and exercise extreme caution during such maneuvers.

c. Limitations on Turning Around ("U" Turns)

(1) The driver of any vehicle shall not turn such it to proceed in the opposite direction unless such movement can be made safely, and without interfering with other traffic.

(2) No vehicle shall be turned to proceed in the opposite direction upon any curve, or upon the approach to or near the crest of a grade, where such vehicle cannot be seen by the driver of any other vehicle approaching from either direction within 500 feet.

(3) For tactical vehicle movement, "U" turns are prohibited at the tollgates on the expressway. In the event a motor vehicle must proceed in the opposite direction on the expressway, drivers will execute a safe turn after exiting the tollgate and ensuring visibility of 500 feet of an

approaching vehicle in either direction. For tactical vehicle movement, the "A" Driver will assist in the motor vehicle movement.

d. Turning Movements, Lane Changes, and Required Signals. No person shall turn a vehicle or move right or left upon a roadway unless such movement can be made with reasonable safety. Such movements shall only be made after giving an appropriate signal in the following manner:

(1) A signal of intention to turn or move right or left when required shall be given continuously displayed for not less than the last 100 feet traveled by the vehicle before turning.

(2) A signal of intention to change lanes shall be given for 100 feet continuously before changing lanes.

(3) No person shall stop or suddenly decrease the speed of a vehicle without first giving an appropriate signal to the driver of any vehicle immediately to the rear when there is an opportunity to give such signal. Operable brake lights will satisfy this requirement.

(4) The signals provided in this section shall be used to indicate an intention to turn, change lanes, or start from a parked position. Such signals shall not be flashed on only one side of a parked or disabled vehicle, nor flashed as a courtesy ("do pass") signal to operators of other vehicles.

e. Signals by Hand and Arm or Signal Lamps. Any stop or turn signal when required shall be given either by means of the hand and arm or by signal lamps.

f. Method of Giving Hand and Arm Signals. All signals required to be given by hand and arm shall be given from the right side of the vehicle in the following manner:

(1) Right turn - Hand and arm extended horizontally.

(2) Left turn - Hand and arm extended upward at a 90-degree angle from the elbow.

(3) Stop or decrease speed - Hand and arm extended downward.

17. Use of Okinawa Expressway by Military Vehicles. U.S. Marine Corps commercial and tactical vehicle operators will use the expressway to the maximum extent possible.

APPENDIX A

SJA STATUS OF FAMILY MEMBER LETTER TEMPLATE



UNITED STATES MARINE CORPS
MARINE CORPS INSTALLATIONS PACIFIC
CAMP SMEDLEY D. BUTLER
UNIT 35001
FPO AP 96373-5001

IN REPLY REFER TO:
5820
SJA

From: Staff Judge Advocate
To: Installation Safety Office

Subj: SOFA STATUS OF FAMILY MEMBER

1. This letter certifies that Sponsor is employed with Employer, and is serving exclusively with the U.S. Armed Forces in Okinawa, Japan, effective date. Accordingly, he is recognized under Article 1(a)/1(b) of the Status of Forces Agreement between the Government of Japan and the United States.

2. The following named individual is his legal family member.

<u>Name</u>	<u>Relationship</u>	<u>Date of Birth</u>
-------------	---------------------	----------------------

3. Therefore, his family member is recognized as a dependent under Article 1(c) of the Status of Forces Agreement between the Government of Japan and the United States of America.

4. Please contact me at 645-7461/2 if you have any questions.

I. M. MARINE
By direction

Copy to:
File

APPENDIX B

BACKGROUND RECORDS CHECK FOR LICENSING



UNITED STATES MARINE CORPS
MARINE CORPS BASE
CAMP SMEDLEY D. BUTLER, OKINAWA
UNIT 35001
FPO AP 96373-5001

BACKGROUND RECORDS CHECK FOR LICENSING

PRIVACY ACT STATEMENT

PRIVACY ACT STATEMENT: This document falls under the purview of the Privacy Act of 1974. This requirement is to prevent an unwarranted disclosure to any person other than the one to whom the records or personal records or personal information pertains. Under the Privacy Act of 1974, reasonable care must be taken to ensure that personal information is not subject to unauthorized disclosure during records dissemination and disposal. Authority to request the following information is derived from 4 U.S.C. 301, 10 U.S.C. 5031, Executive Order 9397, and DoD Instruction 1402.5 Implementing Public Law 101-847, Section 231, and Public Law 102-190, Section 1094.

PRINCIPLE PURPOSE: This form will be used by officials of the Department of Defense to obtain a background records check for licensing. **RIGHT TO CHALLENGE:** You have the right to challenge the accuracy of records under the provisions of DoD Directive 5400.11.

DISCLOSURE: Completion of this form is voluntary, and I hereby authorize the use of my name and social security number to be used for a background records check for the purpose of:

REQUESTING LOCAL RECORDS CHECK

NAME (LAST, FIRST, MI) Last 4 SSN GRADE

DATE OF BIRTH PLACE OF BIRTH CITIZENSHIP

SIGNATURE DATE

RECORDS CHECK REVEALED:(check the appropriate box)

USMC PMO: Camp Foster Bldg 496 Rm 121 (0730-1630).Ph# 645-3885

CLEAR FOLLOWING RECORDS:

USAF Security Forces: Kadena Air Base Bldg 705 Rm 214 (0800-1600). Ph# 634-1134

CLEAR FOLLOWING RECORDS:

USA PMO: Torii Station Bldg 228 (0730-1630). Ph# 644-4715

CLEAR FOLLOWING RECORDS:

USMC PMO SEAL	18 SFS SEAL	USA PMO SEAL
Printed Name: _____ Signature: _____ Date: _____	Printed Name: _____ Signature: _____ Date: _____	Printed Name: _____ Signature: _____ Date: _____



















DOCUMENT ONLY VALID WITH ALL THREE STAMPS
















NOTE: IF A LOCAL RECORDS CHECK IS MORE THAN TWO DAYS OLD, YOU MUST OBTAIN A NEW ONE. NO EXCEPTIONS!

















APPENDIX C












JAPANESE TRAFFIC SIGNS AND ROAD MARKINGS

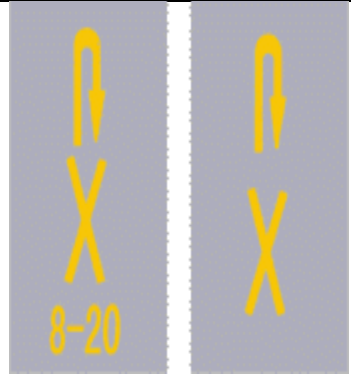



1. The road signs shown in this appendix are currently used in Japan and what driver's will mostly see when behind the wheel. These signs are not all inclusive.

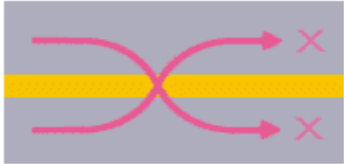

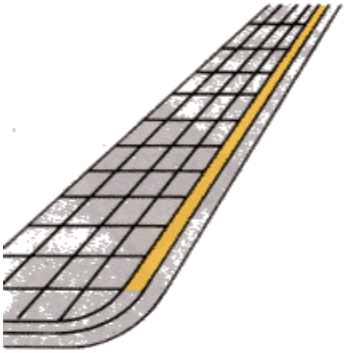





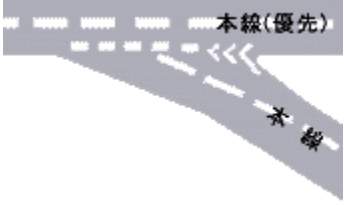
	Road Closed		Road Closed for Vehicles		Motor Vehicles Prohibited to Enter
	Road Close for Motor Vehicles Except Motorcycles		Road Closed for Large Sized Trucks and Special Duty Vehicles		Road Closed for Large Sized Passenger Vehicles
	Road Closed for Motorcycle and Motorbikes		Road Closed for Motor Vehicles		Road Closed for Bicycles
	Left Turn Only		Left or Through Traffic Only		Right & Left Turns Only
	Proceed Only in Designated Direction		Proceed on the Left		Through Traffic Only
	No "U" Turn		No Right Turn		No Parking or Stopping (Restriction applies from 8:00 a.m. to 8:00 p.m.)



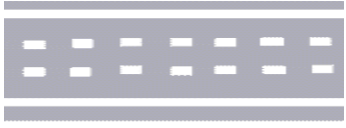

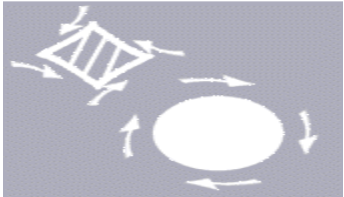

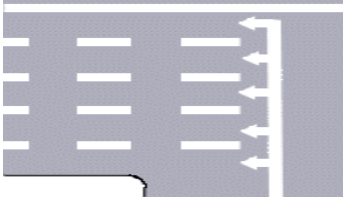

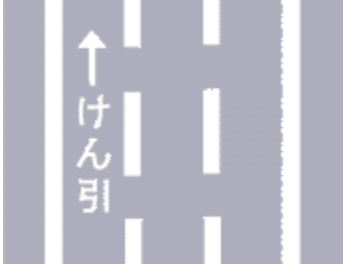

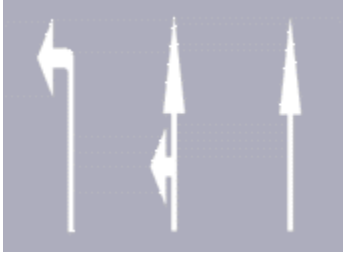
	No Passing		No Parking (Restriction applies from 8:00 a.m. to 8:00 p.m.)		Exclusive Road for Bicyclist
	Exclusive Road for Bicyclist & Pedestrians		Width Limit (2.2 meters)		Parking Limited to 60 minutes Only (Restriction applies from 8:00 a.m. to 8:00 p.m.)
	Exclusive Road for Pedestrians		Weight Limit (5.5 tons)		Height Limit (3.3 meters)
	Motor Vehicles Only		Maximum Speed Limit 50 KPH		Maximum Speed Limit for the Type of Vehicles Designated on the Sign
	Bus Exclusive Lane		One Way		Bus Priority Lane
	Direction Designated Lane		Two-Step Right Turn for Mopeds		Direction Designated Lane
	Direction Designated Lane		Sound Horn		Direction Designated Lane



	No Pedestrian Crossing		Direction Designated Lane		Direction Designated Lane
	Parking Area or May Park		Stop		Proceed Slowly Main Road Has Right of Way
	Proceed Slowly		Stop Main Road Has Right of Way		Cross Walk (a)
	Cross Walk (b)		Direction (refers to the route, facility or place indicated by the sign)		Winding Road
	Cross Intersection		"T" Intersection		Forked Road
	Right Turn Followed by a Left Turn		Sharp Right Curve		Right Turn

	Slippery		School Zone		Traffic Signal Ahead
	Caution, Side Wind		Merging Traffic		Number of Lanes Reduced
	Width of Road Reduced		Two – Way Traffic		Upgrade 10%
	Downgrade 10%		Under Construction		

	No U-turn	<p>(1)</p>  <p>(2)</p>  <p>(3)</p> 	<p>No Entry on the Right-Hand Part of the Road for Overtaking</p> <p>(1) and (2) indicate vehicles passing the lanes A and B must not enter the right-hand part of the road for overtaking.</p> <p>(3) Indicates vehicles passing the lane B must not enter the right-hand part of the road for overtaking.</p>
---	-----------	---	---

<p>(1)</p>  <p>(2)</p> 	<p>Lane Change Prohibited</p>		<p>No Parking or Stopping</p>
	<p>No Parking</p>		<p>Maximum Speed Limit</p>
	<p>No Entry Zone</p>		<p>No Stopping Zone</p>
	<p>Exclusive Vehicular Lane</p>		<p>Right of Way Designation</p> <p>Indicates the through lane ahead has the right of way when two through lanes merge.</p>

<p>1 - (1)</p>  <p>or</p>  <p>1 - (2)</p>  <p>2</p> 	<p>Vehicular Lane</p> <p>1. Vehicular lane established at a section of road other than main through lane of national expressway (1) Indication by painted pavement markings.</p> <p>or</p> <p>(2) Indication by raised markings.</p> <p>2. Vehicular lanes established on the main through lane of national expressway.</p>	  	<p>Right (Left) Turn Route</p>
	<p>Route Bus Priority Lane</p>		<p>Designated Lane for Tow Trucks on Motorways</p>
	<p>Pedestrian Crossing</p>		<p>Lane Direction</p>

<p>1</p>  <p>2</p> 	<p>Diagonal Crossing Permitted</p> <p>1. Permitted during designated hours.</p> <p>2. Permitted throughout the day.</p>	
---	--	--

APPENDIX D

LETTER OF RESPONSIBILITY FOR LEARNER'S/LIMITED PERMITS

From: Parent, Guardian and/or Sponsor
To: Director, Installation Safety Office, Marine Corps Installations Pacific
Subj: ACKNOWLEDGEMENT OF RESPONSIBILITIES FOR STUDENTS AND UNDERAGE DRIVERS
Ref: MCIPACO 5560.1

1. Per the reference, I acknowledge that limited driving privileges will be granted to family members under the age of 18 provided written consent is provided by the parent or guardian. Additionally, only limited privileges will be extended to all first time drivers for at least 30 days, regardless of age.
2. Driving with Learner's/Limited permit is restricted to driving aboard military installations only.
3. The parent, guardian, and/or sponsor signing this form must always accompany the driver with the learner's permit.
4. Driving a POV off-base with a learner's/limited permit will result in the revocation of driving privileges for up to one year or longer.
5. Driving is a privilege and can be suspended or revoked by the CG MCIPAC, Command Inspector General, Provost Marshal's Office, or sponsors commanding officer in the event of misuse or abuse.
6. Under the provisions of MCIPACO 5560.1, I request that my son/daughter/spouse _____, SSN _____ be issued a Learner's/Limited permit. I understand that I am responsible for his/her training and will instruct him/her of all responsibilities pertinent to driving aboard Okinawa.

Parent/Guardian/Sponsor's Signature

Printed name, date, relationship

7. I have been briefed and understand my limits and responsibilities while operating a vehicle under a Learner's/Limited permit.

Applicant's Signature

Applicant's printed name & date